

The Primary Metal Manufacturing Industry (NAICS Code 331) consists of: Iron and Steel Mills and Ferroalloy (i.e. alumina and aluminum production and foil) Manufacturers. According to data from the U.S. Bureau of Labor Statistics, for the period 2001 through June 2009, peak employment in the industry occurred in February 2001, with total employment estimated at 3,472 persons in the state of Mississippi. From 2001 through 2004 average annual employment in the industry trended downward and then increased in 2006, 2007, and 2008. Average annual employment in the industry reached its lowest level in 2004; from 2004 to June of 2009 employment increased by 597 persons. As of June 2009, there were 3,287 persons employed by Mississippi Primary Metal manufacturers in Mississippi (see Figure 1 and 2)

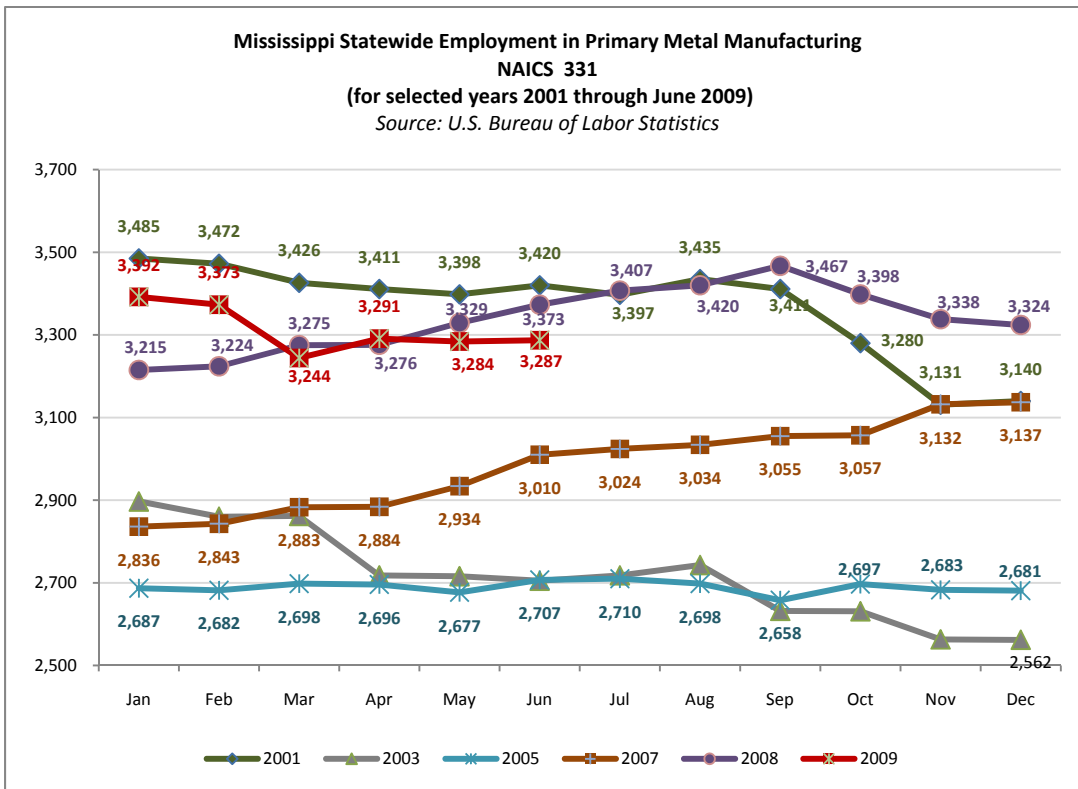


Figure 1: Primary Metal Manufacturing Employment in Mississippi 2001 through June 2009

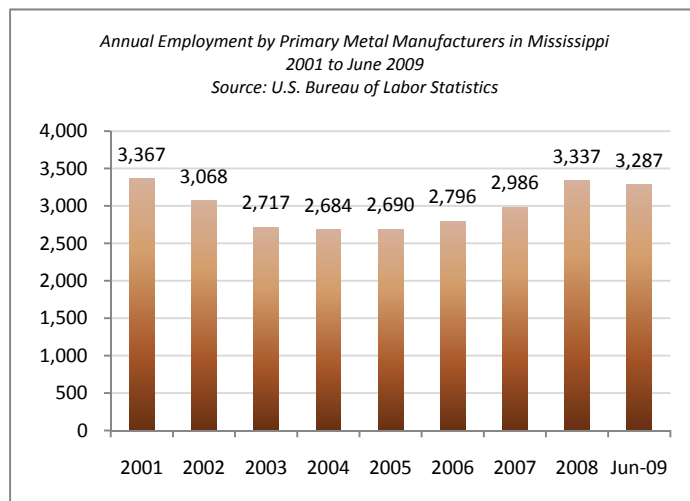


Figure 2: Mississippi Primary Metal Manufacturers Average Annual Employment

Employment in the Primary Metal Manufacturing Industry in the state of Mississippi has exhibited resilience as compared to employment in the industry at the national level. Average Annual Employment in the industry has declined by approximately 2.4 percent in the state of Mississippi over the period 2001 through June 2009; in the United States employment declined by 38.5 percent over the same period. As demonstrated in Figure 3, Mississippi experienced employment growth in the Primary Metal Manufacturing Industry for the period 2004 – 2005 through 2007 – 2008; during a period when employment in the industry at the national level experienced decline. From 2008 to June 2009, employment in the Primary Metal Manufacturing Industry decreased by almost 21 percent at the national level while employment in the industry in Mississippi declined by 1.5 percent (see Figure 3).

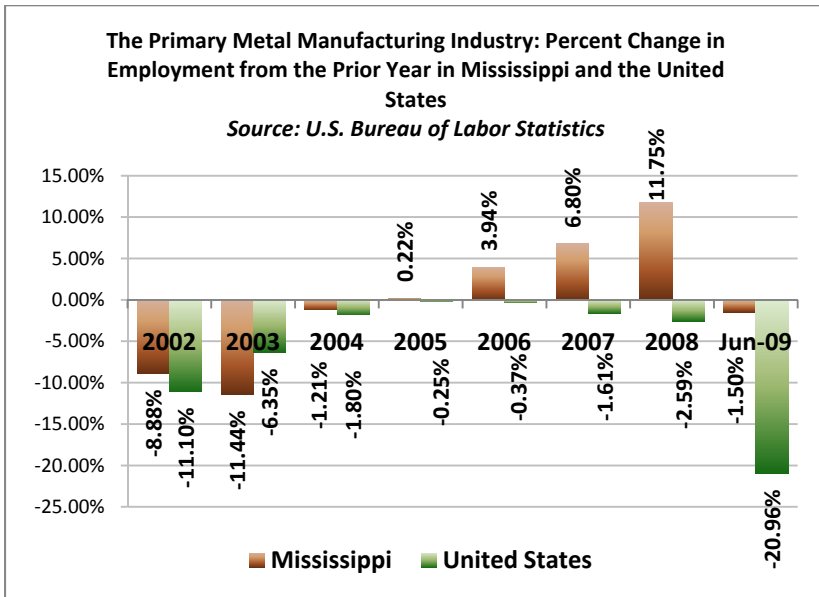


Figure 3: The Primary Metal Manufacturing Industry - Comparison of Percent Change in Employment in Mississippi and the U.S.

Total wages in the Primary Metal Manufacturing Industry have grown from approximately \$110.1 million in 2001 to \$178.2 million in 2008. Average Annual Pay in the Primary Metal Manufacturing Industry in the state of Mississippi was \$53,428 in 2008 as compared to \$57,908 in the United States – a gap of -\$4,480 as compared to a gap of -\$12,329 in 2001. Over the period 2001 through 2008, the percentage growth of Average Annual Pay in the Primary Metal Manufacturing Industry in Mississippi has equaled or exceeded the growth of Average Annual Pay in the United States, with the exception of the period 2003 to 2004 (see Figure 5 on the following page).

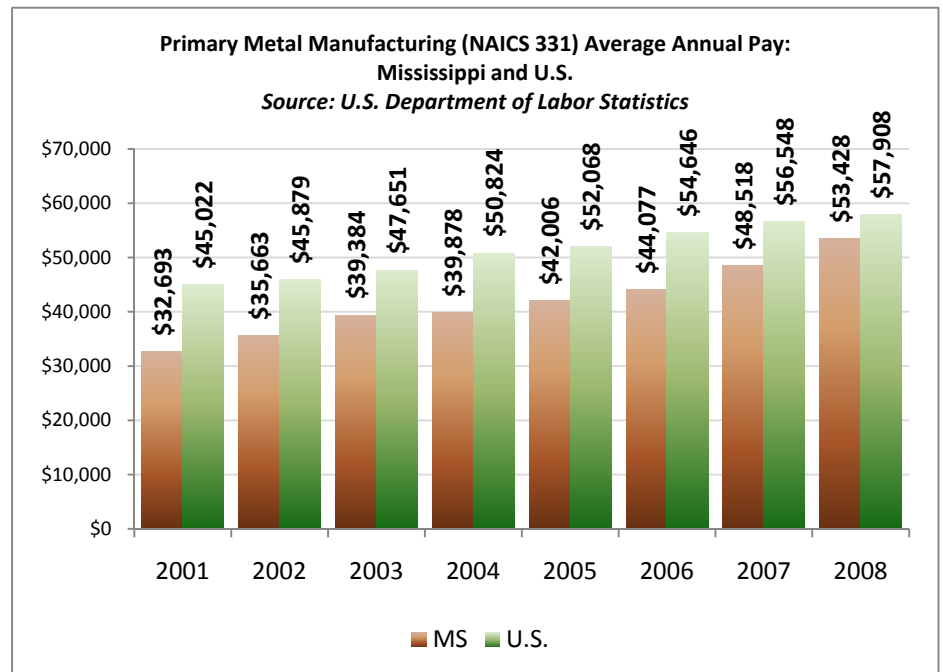


Figure 4: Primary Metal Manufacturing Average Annual Pay 2001 to 2008

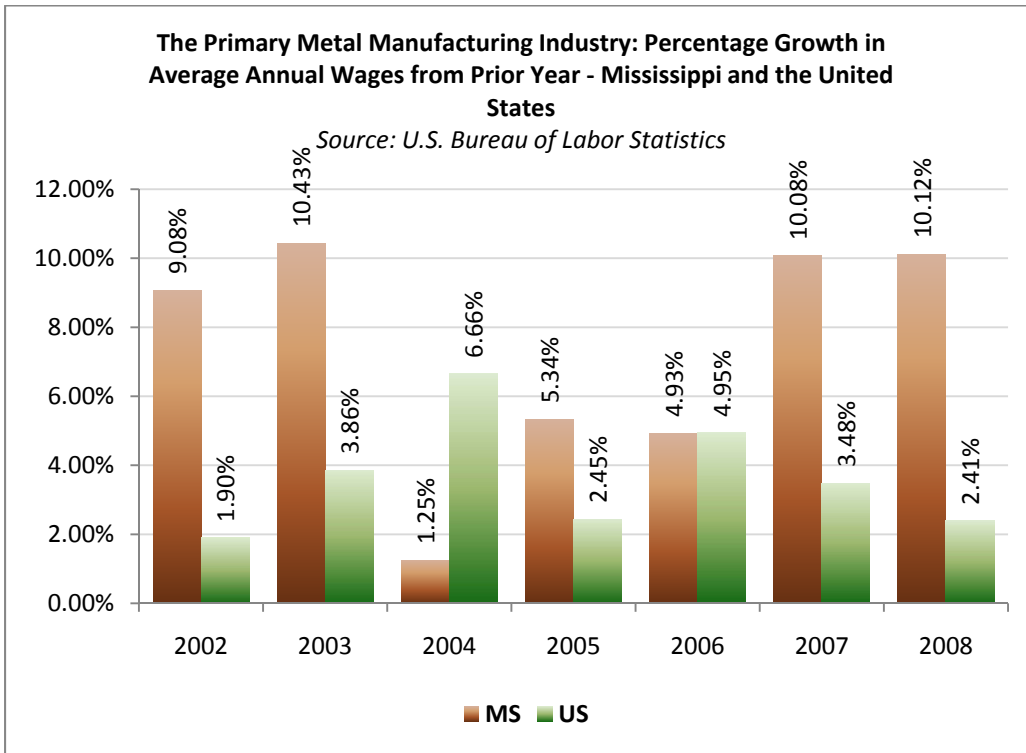


Figure 5: Primary Metal Manufacturing - Percentage Growth in Average Annual Wages from Prior Year, Mississippi and the United States

As demonstrated in Figure 4 and Figure 5, the Average Annual Salary in the Primary Metal Manufacturing Industry in Mississippi has gradually increased in comparison to national averages. More recent data on Average Weekly Wages in the industry for the 1st and 2nd quarters of 2009 indicates that the Average Weekly Wage for workers in the Primary Metal Manufacturing Industry in Mississippi exceeded the industry's national Average Weekly Wage in the 2nd Quarter of 2009.

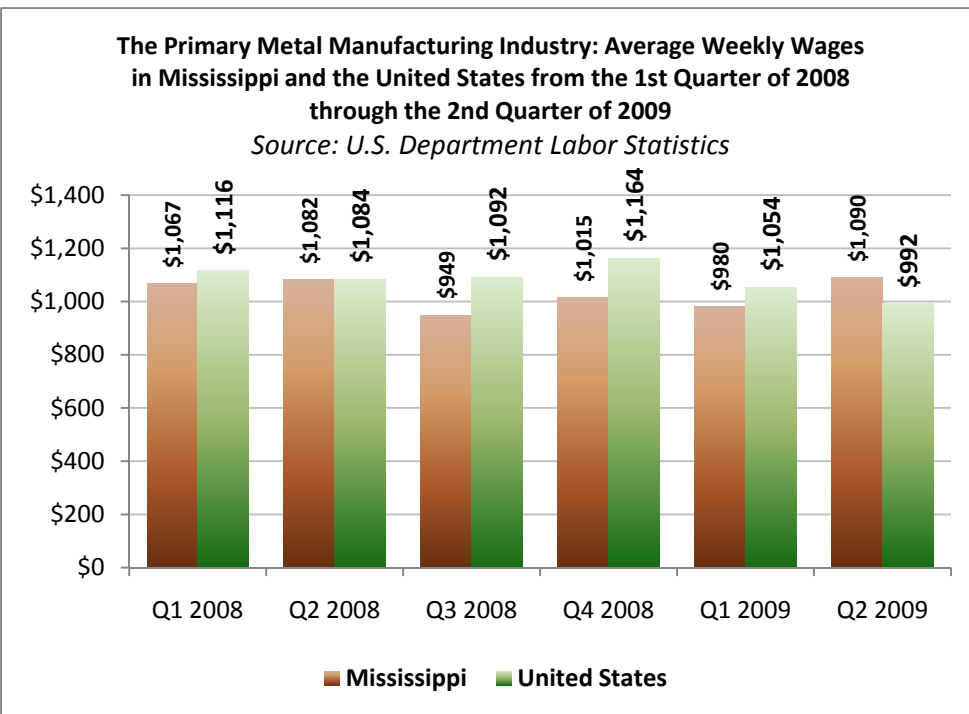


Figure 6: Average Weekly Wage in the Primary Metal Manufacturing Industry - 1st Quarter 2008 through 2nd Quarter 2009